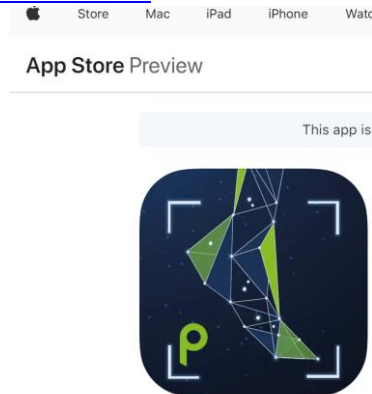


## How to use ped3D mobile

1. **download** the app in the app store:

<https://apps.apple.com/app/id6448185246>




2. **login** with the QR-Code provided by pedcad. There is one QR- Code for each scanning mode
  - End customer scanning
  - Medical scanning



3. **Decide** whether you want to buy a limited amount of tokens for a number of scans or if you want to have unlimited scans and be charged at the end of each month for the uploaded scans
4. **Scan**
  - a. Forward the end customer scanning QR-Code to your customers to take scans on their own at home. It has basic functionality
  - b. If you take the scan in your clinic login with the medical scanning QR-Code. It has advanced functionality like scanning with mirror, scanning for unlimited time etc.

## 5. Upload or Process scans

You have unlimited tries for scanning. You get only charged if you upload the scans by pushing 

## 6. Download files

Once you or your clients have completed scanning their foot, the scans will get uploaded onto our back-end secure server.

You can download the scans at your convenience from the website:

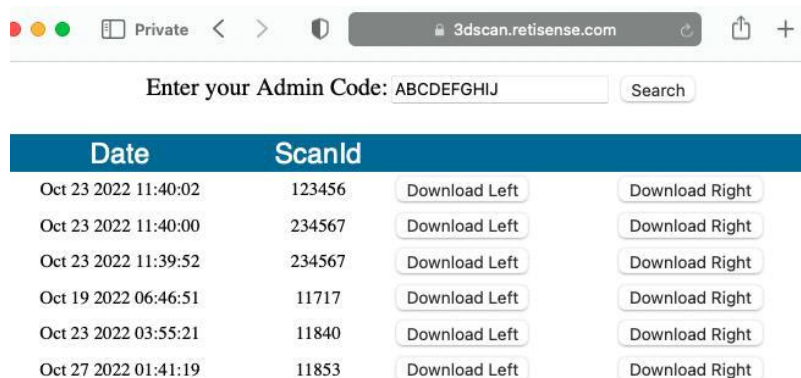
<https://3dscan.retisense.com/ScanDownload/index.html>

- a. Please browse to the web page above.
- b. Enter your admin code as provided by pedcad and click “Search”.
  - i. Please note there is a separate login for the end customer and the medical scans

*Note— please keep your admin code safe. All your client’s scan data can be viewed by anyone who that has access to the code.*



- c. The web page will display all the scans from your clients, along with the scan upload date. You can click on **Date** or **ScanID** to sort the table by those fields. Click on “Download Left” to download the left foot scan, and “Download Right” to download the right foot scan.



The screenshot shows the same web browser window as above, but now the "Admin Code" field contains "ABCDEFGHIJ". Below the search bar, a table is displayed with columns for Date, ScanID, and two download buttons: "Download Left" and "Download Right".

Date	ScanID	Download Left	Download Right
Oct 23 2022 11:40:02	123456	Download Left	Download Right
Oct 23 2022 11:40:00	234567	Download Left	Download Right
Oct 23 2022 11:39:52	234567	Download Left	Download Right
Oct 19 2022 06:46:51	11717	Download Left	Download Right
Oct 23 2022 03:55:21	11840	Download Left	Download Right
Oct 27 2022 01:41:19	11853	Download Left	Download Right

## 7. Support

If you have questions or concerns please contact us at [service@pedcad.de](mailto:service@pedcad.de)